

AC Ducts

AC Ducts

USR Side Pipe
DSR Side Pipe

SR Bridge Pipe

SL Bridge Pipe

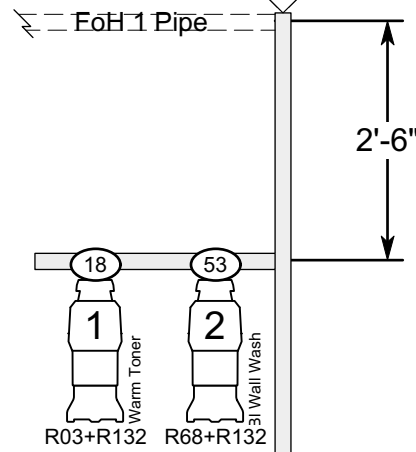
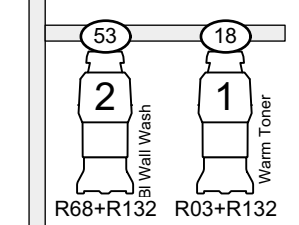
USL Side Pipe
DSL Side Pipe

SHEET 25
MUSIC

NOTES:
-ALL A/B Patches are either A or B, never together A+B.
-I am open to using stock Gobos if they are close to those specified.
-I don't remember how many Cells are in strip lights or wattage, I will adjust Number of cells to fit into single 2.4kw dimmer.

Box Boom SR

Box Boom SL



Stage Level

Stage Level

9th Elx

8th Elx

7th Elx

6th Elx

5th Elx

4th Elx

3rd Elx

2nd Elx

1st Elx



Directed by:
Stephen Nachamie
Scenic Design by:
David Goldstein
Costume Design by:
Heather Carey

Lighting Design by
Todd O Wren
todd@toddwren.com
917-913-4032

- 4.5x6.5
750w
- 6x9
750w
- 6x12
750w
- Source 4
50deg 575w
- Source 4
36deg 575w
- Source 4
26deg 575w
- PAR64 WFL
1000w
- PAR64 MFL
1000w
- 6" Fresnel
750w
- Birdie 50w
- 7.5" Barndoor
- 10" Barndoor

KEY

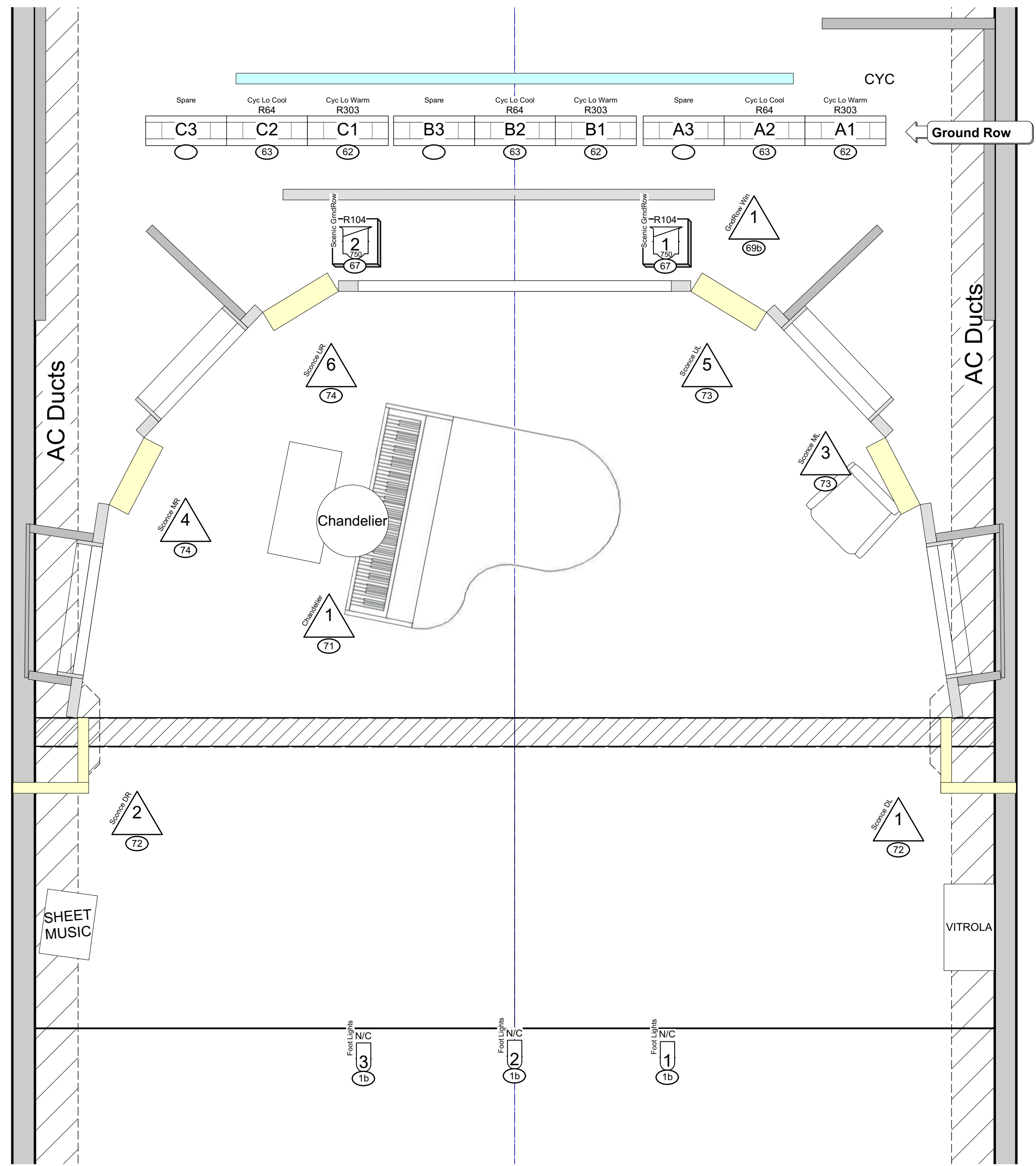
Template
Color
Purpose
Unit Number
Dimmer
Channel



Todd O Wren
This drawing represents visual concepts and construction suggestions only. It does not replace the knowledge and advice of a licensed electrician and structural engineer. The designer is unqualified to determine the structural or electrical appropriateness of this design and will not assume responsibility for improper use of this design.

Scale.....1/2"=1'-0" Plate
Drawn By.....tow
Date.....7/24/18 1 of 1
Version.....1

Over Stage Light Plot



Directed by:
Stephen Nachamie
 Scenic Design by:
David Goldstein
 Costume Design by:
Heather Carey

Lighting Design by
Todd O Wren
 todd@toddwren.com
 917-913-4032

- 4.5x6.5
750w
- 6x9
750w
- 6x12
750w
- Source 4
50deg 575w
- Source 4
36deg 575w
- Source 4
26deg 575w
- PAR64 WFL
1000w
- PAR64 MFL
1000w
- 6" Fresnel
750w
- Birdie 50w
- 7.5" Barndoor
- 10" Barndoor

KEY

Template
 Color
 Purpose
 Unit Number
 Dimmer
 Channel



Todd O Wren

This drawing represents visual concepts and construction suggestions only. It does not replace the knowledge and advice of a licensed electrician and structural engineer. The designer is unqualified to determine the structural or electrical appropriateness of this design and will not assume responsibility for improper use of this design.

Scale.....1/2"=1'-0" Plate
 Drawn By.....tow
 Date.....7/24/18 2 of 2
 Version.....1

Practicals Light Plot